




Preschool Lesson



Lesson 1: Jailhouse Rock



Whatchagaddaknow:

"No Matter What I'm Going Through, I Will Praise The Lord!"



Power Verse:

"I will praise the Lord at all times. I will constantly speak his praises."

- Psalm 34:1

Before the Lesson

- * Collect the items for the activities you plan to use, referring to the Classroom Supplies and Lesson Manual Supplies listed in the chart.
- * Pray for your students and for God's direction in teaching the class.

This Lesson at a Glance

Activity	Classroom Supplies	Lesson Manual Supplies
Bible Story – This week, the kids will learn from the story of Paul & Silas worshipping God in prison. (Acts 16:16-25).		Bible Story Pictures (pg. 5-8)
Hands-On-Learning – The kids will learn that even during the hard times, they can worship God!	No supplies needed	
Craft Option #1 – Bible Story Coloring Page	Crayons or markers	Bible Story Coloring Page Print Piece (pg. 9)
Craft Option #2 - Paper Plate Craft	Crayons or markers, paper plates, dried beans, tape, scissors	Paper Plate Craft Print Piece (pg. 10)
Craft Option #3 – Kids Worshipping Coloring Page	Crayons or markers	Kids Worshipping Coloring Page Print Piece (pg. 11)



Bible Story

Supplies Needed: Bible Story Pictures (provided on pg. 5-8)

Teacher Instruction: Before class begins, print the Bible Story Pictures. Have the children gathered around so they can see the pictures.

- Say-** The disciple Paul and Silas loved telling everyone about Jesus. One day, while they were preaching to a big crowd, they were interrupted by a little slave girl who was troubled by an evil spirit. The evil spirit allowed her to tell the future, which helped her owners make money.
- Say-** The girl started shouting at Paul and Silas, “These men tell you how to be saved by the Most High God!” (show pic) She did this over and over again for many days.
- Say-** Paul became annoyed with the evil spirit (show pic), so he said to it, “In the name of Jesus Christ, I command you, evil spirit, come out of her!” The evil spirit left the girl right away!
- Say-** When the slave girl’s owners found out she couldn’t make money anymore, they got very angry. They took Paul and Silas to the city rulers and lied. They said Paul and Silas were causing huge problems and breaking city laws. That was NOT true!
- Say-** The crowd was so angry that they started attacking Paul and Silas. Then they took them away and put Paul and Silas in a dark, cold jail.
- Say-** Their hands and feet were locked up, and they were in pain. (show pic) Imagine being in a place with no sunshine and feeling very scared and sad. That’s where Paul and Silas were.
- Say-** But here’s something amazing: Instead of being sad or angry, Paul and Silas prayed and sang songs to God in the middle of the night. (show pic) The entire jailhouse rocked with the sound of praise to God! It was amazing!
- Say-** Their story reminds us that even when things are hard or scary, we can trust God. We can sing praises, worship, and know God is always with us!

Pray



Hands-On Learning

Supplies Needed: *No supplies needed*

Teacher Instruction: *Before class begins, gather classroom materials. Have the children gathered around so they can see any illustration materials.*

Say- Have you ever had a really, really bad day? A day when everything seems to go wrong from the moment you wake up until you go to sleep?

Say- Imagine you wake up, bump your head on your bed, and then stub your toe on your way to the bathroom. OUCH!

Say- Your favorite breakfast is gone, and your mom gives you something yucky to eat instead. Maybe your brother or sister is being extra annoying!

Say- Then it starts to rain. And because it's raining, you can't go outside to play.

Say- When you finally get home, you get in trouble because you didn't clean your room, and your TV stops working, so you can't watch your favorite show. At dinner, you have Brussels sprouts—EW! And when it's time for bed, you stub your toe again on the way to your room.

Say- Wow, that would be a REALLY bad day!

Say- Sometimes, bad things happen, and not every day is perfect. But guess what? Even when our day is tough, God is still with us.

Ask- What do you think we should do when things aren't going well?

Say- Should we stomp our feet, throw a fit, or give up on God? No way! Instead, even when everything feels wrong, we should choose to praise the Lord.

Say- Remember Paul and Silas? They were thrown into prison even when they hadn't done anything wrong. They were attacked and put in chains. That was a VERY BAD day.

Ask- What did Paul and Silas do when they were chained in prison?

-Allow time for responses-

Say- They worshipped God from prison! We can be like Paul and Silas and worship God even in bad times.

Say- Let's say this together: "No matter what I am going through, I will praise the Lord!" (*Say the phrase aloud with the kids*)



Craft #1: Bible Story Coloring Page

Supplies Needed: Bible Story Coloring Page Print Piece (provided on pg. 9); Crayons or markers

Teacher Instruction: Before class begins, print the Bible Story Coloring Page Print Piece. Make sure you have enough for each kid to have one. Gather the classroom materials as well. Have the kids sit in an area that is appropriate for coloring.

How To Do Craft - Kids can color freely as they choose.



Craft #2: Paper Plate Craft

Supplies Needed: Paper Plate Craft Print Piece (provided on pg. 10); Crayons or Markers; Paper Plates, Dried Beans, Tape, Scissors

Teacher Instruction: Before class begins, print the Paper Plate Craft Print Pieces. Make sure you have enough craft pages for each kid to have one. Gather the classroom materials as well. Have the kids sit in an area that is appropriate for crafting.

How To Do Craft - Allow the kids to cut out and decorate one paper plate craft. Fold a paper plate in half and place some dried beans inside. Tape the edges closed and tape the craft piece to the outside of the plate to create a fun instrument that can be used in worship. As you help the kids with the craft, talk about how we should praise the Lord no matter what we're going through!



Craft #3: Kids Worshipping Coloring Page

Supplies Needed: Kids Worshipping Coloring Page Print Piece (provided on pg. 11); Crayons or markers

Teacher Instruction: Before class begins, print the Kids Worshipping Coloring Page Print Pieces. Make sure you have enough for each kid to have one. Gather the classroom materials as well. Have the kids sit in an area that is appropriate for coloring.

How To Do Craft - Kids can color freely as they choose.













PAUL AND SILAS PRAISED GOD NO MATTER WHAT!





NO MATTER WHAT I'M GOING THROUGH - I WILL PRAISE THE LORD!